

Class L (US\$)  
as at May 31, 2017



**Brandes Investment Partners**  
*Brandes All Cap Investment Committee (ACIC):*  
Gerardo Zamorano, Ralph Birchmeier,  
Charles H. Brandes, Kenneth Little,  
Michael Hutchens

## FUND DETAILS

Asset Class:	Global Equity
Total Assets (C\$ MM):	\$315
Number of Holdings:	76
Distribution Frequency:	Annual
Inception Date:	12-May-2014
MER:	1.70

## FUND CODE: CLASS L (US\$)

SC 904

## RISK PROFILE

L	LM	M	MH	H
---	----	---	----	---

**Any country. Any size. Always value.**

## REASONS TO OWN FUND

Bring the potential of the whole world into your portfolio with an equity fund offering access to:

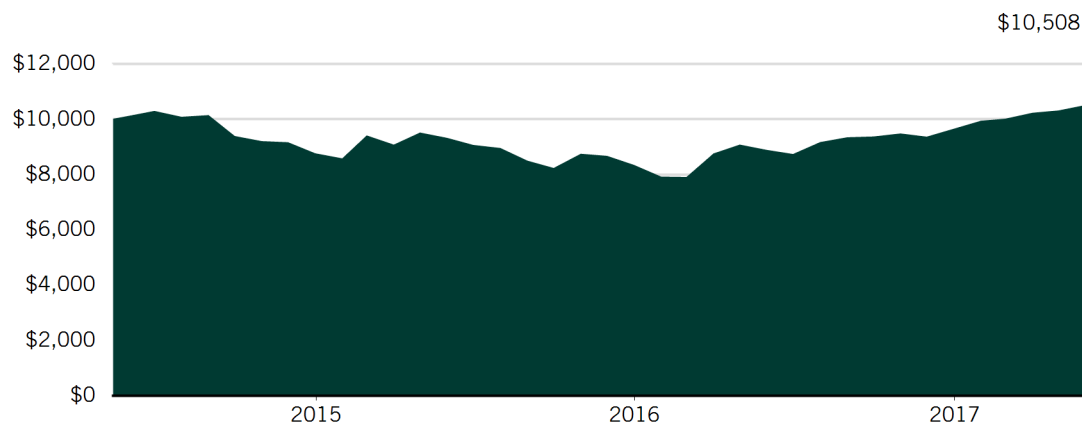
- **Growth potential from everywhere:** Brandes LP searches the entire world (any country) for businesses (small through large) that their analysis determines are selling at a price below fair value, and have significant growth potential
- **The winning value style:** the value style has historically outperformed around the world over the long term, regardless of company size. And Brandes LP is always true to the value style
- **Experience and know-how:** Brandes LP has been researching and investing in companies all over the world for over 40 years

## PERFORMANCE

	ANNUALIZED PERFORMANCE (%)								*SINCE INCEPT
	1-MTH	3-MTH	YTD	1-YR	3-YR	5-YR	10-YR		
Brandes Global Opportunities Fund	1.91	4.95	8.88	18.30	1.28	-	-	1.63	

	CALENDAR YEAR PERFORMANCE (%)									
	2007	2008	2009	2010	2011	2012	2013	*2014	2015	2016
Brandes Global Opportunities Fund	-	-	-	-	-	-	-	-12.39	-4.83	15.72

## GROWTH OF \$10,000 SINCE INCEPTION (US\$)



**TOP 25 POSITIONS**

COMPANY	FUND (%)
1. Cash & Cash Equivalent	8.9
2. Embraer S.A. ADR	2.7
3. Hyundai Motor Co. Ltd. Pref.	2.2
4. J Sainsbury PLC ORD	2.1
5. GlaxoSmithKline PLC ORD	2.1
6. Briggs & Stratton Corp.	2.1
7. Wm. Morrison Supermarkets PLC	2.0
8. Citigroup Inc.	2.0
9. Countrywide PLC	1.8
10. Hyundai Mobis	1.8
11. McKesson Corp	1.7
12. Marks & Spencer Group PLC ORD	1.6
13. Mitie Group PLC	1.6
14. GDF Suez ORD	1.6
15. Erste Group Bank AG	1.5
16. Telecom Italia Savings Shares	1.5
17. Ericsson (L.M.) Telephone ORD	1.5
18. LUKOIL ADR	1.5
19. The St. Joe Co.	1.5
20. Consorcio ARA, S.A. de C.V. ORD	1.5
21. Telefonica Brasil S.A.	1.5
22. Tesco PLC ORD	1.5
23. China Mobile Ltd. ORD	1.5
24. Nissan Motor Co. Ltd.	1.5
25. BP PLC	1.5
% of Fund	50.3
Total Number of Companies	74
Total Number of Fixed Income Securities	2
Total Net Assets (\$MM)	\$315

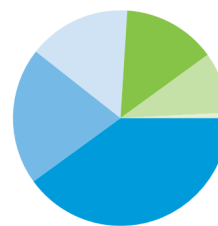
**SECTOR EXPOSURE**

SECTOR	FUND (%)
Financials	16.2
Consumer Discretionary	13.9
Industrials	11.2
Consumer Staples	9.7
Health Care	9.2
Energy	7.9
Real Estate	6.3
Telecommunication Services	5.8
Information Technology	5.0
Utilities	3.9
Other Net Assets	10.9
% of Total	100.0

**TOP COUNTRIES**

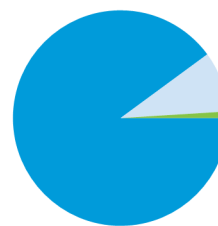
COUNTRY	FUND (%)
United Kingdom	17.9
United States	14.3
Brazil	8.8
Japan	8.1
South Korea	7.4
Mexico	5.2
France	5.1
Russia	5.0
Italy	3.0
Switzerland	2.8
% of Total	77.6
Total Number of Countries	20

**REGIONAL MIX**



REGION	FUND (%)
Europe	40.0
Asia	20.6
North America	15.4
Latin America	14.0
Other	9.2
Middle East	0.8

**ASSET MIX**



ASSET CLASS	FUND (%)
Equity	91.2
Cash & Other Assets	9.2
Fixed Income—Corporate	1.0

**DISCLOSURE:**

Performance is shown for the specified class only; performance of other classes will differ due to several factors such as, different fees, expenses, and inception dates. All dollar amounts are in U.S. dollars unless otherwise indicated. The foregoing reflects the thoughts and opinions of Brandes Investment Partners & Co., operating as Bridgehouse Asset Managers® exclusively and is subject to change without notice. Bridgehouse has taken reasonable steps to provide current, accurate information from sources believed to be reliable however Bridgehouse is not responsible for any errors or omissions contained herein. As manager of the Bridgehouse Funds, Bridgehouse has hired Brandes Investment Partners, L.P., Sionna Investment Managers Inc., Greystone Managed Investments Inc., and Lazard Asset Management, Inc. as portfolio sub-advisors in respect of the Bridgehouse Funds. Units of the Bridgehouse Funds are available through registered dealers only. Indexes are unmanaged and cannot be directly invested into. Securities mentioned herein are not to be construed as a recommendation to buy or sell. Commissions, trailing commissions, management fees and expenses all may be associated with mutual fund investments. Please read the prospectus before investing. The indicated rates of return are the historical annual compounded total returns including changes in unit value and reinvestment of all distributions and do not take into account sales, redemption, distribution or optional charges or income taxes payable by any securityholder that would have reduced returns. Mutual funds are not guaranteed, their values change frequently and past performance may not be repeated.