

Brandes Investment Partners & Co.

This document contains key information you should know about Brandes Global Balanced Fund (the "Fund"). You can find more detailed information in the Fund's simplified prospectus. Ask your representative for a copy, contact Brandes Investment Partners & Co., operating as Bridgehouse Asset Managers (Bridgehouse) at 1-888-861-9998 or inquiries@bridgehousecanada.com or visit www.bridgehousecanada.com

Before you invest in any fund, you should consider how it would work with your other investments and your tolerance for risk.

High net worth pricing is available for investors with a minimum balance of \$100,000 per Fund account, or Financial Group assets of \$250,000. Please see the simplified prospectus of the Fund for more details

Quick facts

Fund code(s):	FE: 155	DSC: 255	LL: 207	Fund manager:	Brandes Investment Partners & Co., operating as Bridgehouse Asset Managers
USD	FE: 156	DSC: 256	LL: 208	Portfolio manager:	Brandes Investment Partners & Co., operating as Bridgehouse Asset Managers
Date series started:			July 2, 2003	Portfolio sub-advisor:	Brandes Investment Partners, L.P.(Brandes L.P.)
Total value of Fund on March 31, 2017:			\$40.8 Million	Distributions:	Annual - December, if any; Automatically reinvested in additional units
Management expense ratio (MER) as at December 31, 2016:			2.50%	Minimum investment:	\$1,000 initial, \$500 additional, \$100 pre-authorized debit

What does the fund invest in?

The investment objective of this Fund is to achieve long-term capital appreciation and income by investing primarily in the equity securities of both Canadian and non-Canadian issuers whose equity market capitalizations exceed \$1 billion at time of purchase, as well as high-quality Canadian government and corporate fixed-income securities. The Fund may also invest in high-quality U.S. government and corporate fixed-income securities. Brandes LP is a Graham & Dodd value-oriented investment advisor that applies fundamental analysis to bottom-up security selection. Currently, the Fund invests in units of one of the Bridgehouse Funds, namely the Greystone Canadian Bond Fund, for the Fund's fixed-income investments allocation.

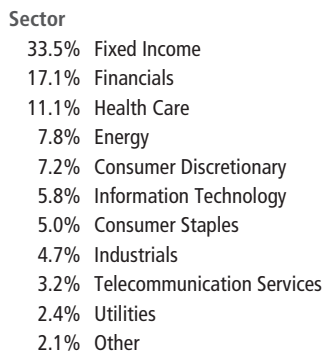
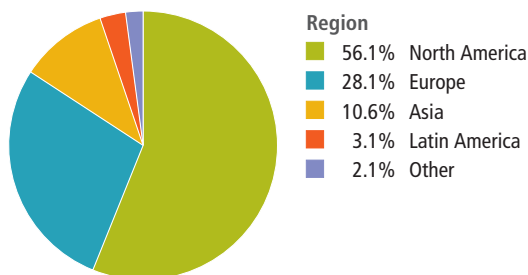
The charts below give you a snapshot of the Fund's investments on March 31, 2017. The Fund's investments will change.

Top 10 investments (March 31, 2017)

1. Greystone Canadian Bond Fund Series I	33.0%
2. Sanofi	3.4%
3. Citigroup Inc	3.3%
4. GlaxoSmithKline PLC	3.2%
5. BP PLC	2.7%
6. Schneider Electric SE	2.7%
7. Samsung Electronics	2.5%
8. Engie	2.5%
9. UBS Group AG	2.5%
10. Microsoft Corp	2.4%
The top 10 investments make up 58% of the Fund.	58%

Total number of investments: 56

Investment mix (March 31, 2017)



How risky is it?

The value of the Fund can go down as well as up. You could lose money.

One way to gauge risk is to look at how much a fund's returns change over time. This is called "volatility".

In general, funds with higher volatility will have returns that change more over time. They typically have a greater chance of losing money and may have a greater chance of higher returns. Funds with lower volatility tend to have returns that change less over time. They typically have lower returns and may have a lower chance of losing money.

Risk rating

Bridgehouse has rated the volatility of this Fund as **Low to Medium**.

This rating is based on how much the fund's returns have changed from year to year. It doesn't tell you how volatile the fund will be in the future. The rating can change over time. A fund with a low risk rating can still lose money.



For more information about the risk rating and specific risks that can affect the Fund's returns, see the Risk section of the Fund's simplified prospectus.

No guarantees

Like most mutual funds, this Fund does not have any guarantees. You may not get back the amount of money you invest.

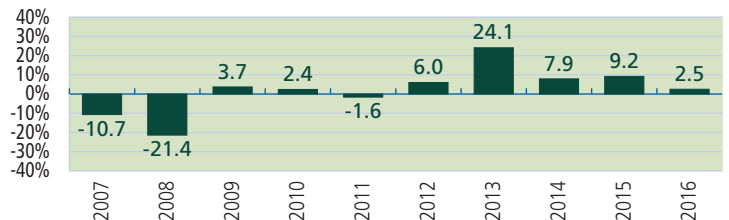
How has the fund performed?

This section tells you how Series A units of the Fund have performed over the past 10 years. Returns are after expenses have been deducted. These expenses reduce the Fund's returns.

The investment strategies in respect of the fixed income portion of this Fund were changed on November 7, 2014. This change could have materially affected performance had it been in effect throughout the entire performance measurement period.

Year-by-year returns

The bar chart shows the Fund's Series A units annual performance for each of the years shown. The Fund dropped in value in 3 of the 10 years. The range of returns and change from year to year can help you to assess how risky the Fund has been in the past. It does not tell you how the Fund will perform in the future.



Best and worst 3-month returns

This table shows the best and worst returns for Series A units of the Fund in a 3-month period over the past 10 years. The best and worst 3-month returns could be higher or lower in the future. Consider how much of a loss you could afford to take in a short period of time.

	Return	3 months ending	If you invest \$1,000 at the beginning of the period
Best return	9.6%	February 28, 2015	Your investment would rise to \$1,096
Worst return	-17.7%	November 30, 2008	Your investment would drop to \$823

Average return

If you invested \$1,000 in the Series A units of this Fund 10 years ago it would now be worth \$1,185. This represents an annual compound rate of return of +1.7%.

Who is this fund for?

- This Fund is suitable for investors who are long term investors and who wish to add the growth potential of global companies as well as the security of fixed-income investments to their portfolio. This Fund is also available to be purchased in U.S. dollars. This Fund is not suitable as a short term investment or for investors who cannot tolerate a low to medium degree of volatility.

A word about tax

In general, you'll have to pay income tax on any money you make on a fund. How much you pay depends on the tax laws where you live and whether or not you hold the Fund in a registered plan, such as a Registered Retirement Savings Plan or a Tax-Free Savings Account.

Keep in mind that if you hold your fund in a non-registered account, any fund distributions are included in your taxable income, whether you receive them in cash or have them reinvested.

How much does it cost?

The following tables show the fees and expenses you could pay to buy, own and sell Series A units of the Fund. The fees and expenses - including any commissions - can vary among each series of a fund and among funds. Higher commissions can influence representatives to recommend one investment over another. Ask about other funds and investments that may be suitable for you at a lower cost.

1. Sales charges

You have to choose a sales charge option when you buy the Fund. Ask about the pros and cons of each option.

Sales charge option	What you pay		How it works
	in per cent (%)	in dollars (\$)	
Front-end sales charge	0% to 5% of the amount you purchase	\$0 to \$50 for each \$1,000 investment	The sales charge is decided by you and your representative at the time of purchase. It is deducted from the amount you invest and is paid to your representative's firm as a commission.
Deferred sales charge	If you sell within: Year 1 5.5% Year 2 5.5% Year 3 4.5% Year 4 4.0% Year 5 3.5% Year 6 2.5% Year 7 1.5% After Year 7 0.0%	\$0 to \$55 on every \$1,000 you sell	The deferred sales charge is only charged if you sell within seven years of the date you purchased and is deducted from the amount you sell. When you buy units, Bridgehouse pays your representative's firm a commission of 5%. You may sell up to 10% of your units each year without being charged. If you switch to another Bridgehouse Fund, the redemption fee on the new units would be based on the original cost before the switch. Any deferred sales charge you pay when you sell goes to us.
Low load	If you sell within: Year 1 3.0% Year 2 2.5% Year 3 2.0% After Year 3 0.0%	\$0 to \$30 on every \$1,000 you sell	The low load option is a deferred sales charge that is only applied if you sell within three years and is deducted from the amount you sell. When you buy units, Bridgehouse pays your representative's firm a commission of 2.5%. If you switch to another Bridgehouse Fund, the redemption fee on the new units would be based on the original cost before the switch. Any deferred sales charge you pay when you sell goes to us.

2. Fund expenses

You don't pay these expenses directly. They affect you because they reduce the Fund's returns. As of December 31, 2016, the Fund's expenses were 2.54% of its value. This equals \$25 for every \$1,000 invested.

	Annual rate (as a % of the fund's value)
Management expense ratio (MER) This is the total of the Fund's management fee (which includes the trailing commission) and operating expenses as at December 31, 2016. Bridgehouse Asset Managers waived some of the Fund's expenses. If we had not done so, the MER would have been higher.	2.50%
Trading expense ratio (TER) These are the Fund's trading costs.	0.04%
Fund expenses	2.54%

More about the trailing commission

The trailing commission is an on-going commission. It is paid for as long as you own the Fund. It is for the services and advice that your representative and their firm provide to you.

Bridgehouse pays the trailing commission to your representative's firm. It is paid from the Fund's management fee and is based on the average daily value of your investment. The rate depends on the sales charge option you choose.

Sales Charge Option	Trailing commission
Front-end Sales Charge	1.00% (\$10.00 per \$1,000 investment each year)
Deferred Sales Charge	0.50% on 'Chargeable' units (\$5.00 per \$1,000 investment each year) 0.75% on 'Free' units (\$7.50 per \$1,000 investment each year) 1.00% on 'Matured' units (\$10.00 per \$1,000 investment each year)
Low Load Sales Charge	0.50% on 'Chargeable' units (\$5.00 per \$1,000 investment each year) 1.00% on 'Matured' units (\$10.00 per \$1,000 investment each year)

'Matured' units are all units that have been issued and outstanding for more than seven years for the Deferred Sales Option or more than three years for the Low Load Option.

'Free' units are the number of units eligible for free redemption in the Deferred Sales Option during years one through seven, based on 10% free redemptions per year in respect of the Deferred Sales Option only.

'Chargeable' units are the total number of units less the number of 'Free' or 'Matured' units, if any.

3. Other fees

You may have to pay other fees when you buy, hold, sell or switch units of the Fund.

Fee	What you pay
NSF cheque fee	A fee of \$25 may be charged on NSF cheques.
Short-term trading fee	Bridgehouse reserves the right to charge a short-term trading fee of up to 5% of the NAV of any units you sell or switch within 90 days of purchase in addition to any switch or redemption fees that may apply in order to deter inappropriate and excessive short-term trading that is harmful to the Fund.
Switch Fees	A maximum of 2% of the amount being switched may be charged and paid to your representative's firm to provide compensation for the time, advice and processing costs involved in a switch. All switch fees are negotiable with your representative.
Wire transfer fee	A fee of \$25 may be charged if you request a wire transfer.

What if I change my mind?

Under securities law in some provinces and territories, you have the right to:

- withdraw from an agreement to buy mutual funds within two business days after you receive a simplified prospectus or Fund Facts document, or
- cancel your purchase within 48 hours after you receive confirmation of the purchase.

In some provinces and territories, you also have the right to cancel a purchase, or in some jurisdictions, claim damages, if the simplified prospectus, annual information form, Fund Facts document or financial statements contain a misrepresentation. You must act within the time limit set by the securities law in your province or territory.

For more information, see the securities law of your province or territory or ask a lawyer.

For more information

Contact Bridgehouse Asset Managers or your representative for the Fund's simplified prospectus and other disclosure documents. These documents and the Fund Facts make up the Fund's legal documents.

Bridgehouse Asset Managers
20 Bay Street, Suite 400
P.O. Box 62
Toronto, Ontario
M5J 2N8
Telephone: 1.888.861.9998
inquiries@bridgehousecanada.com
www.bridgehousecanada.com

To learn more about investing in mutual funds, see the brochure **Understanding mutual funds**, which is available on the website of the Canadian Securities Administrators at www.securities-administrators.ca.

*Brandes Investment Partners & Co., operating as Bridgehouse Asset Managers®.